



HUMAN TRAFFICKING SURVEY: UKRAINE

Prepared by GfK Ukraine for the International Organization for Migration (IOM),
Mission in Ukraine

Project manager: Inna Volosevych, Head of Social and Political Research
Department

E-mail: Inna.Volosevych@gfk.com

1

The scale of labour migration

Estimated number of labour migrants has remained relatively stable if compared with 2011

3

Estimated number of people who worked abroad at moment of the survey

	Share of extended families* whose members are working abroad now				Estimated number of people working abroad now							
	2006	2008	2011	2015	2006		2008		2011		2015	
	%	%	%	%	N	±error ^[1]	N	±error	N	±error	N	±error
Ukraine	10	7	5.5	5.4	1 091 000	174 844	750 000	147 812	504 020	90 363	515 913	93 456

* Extended family includes parents, children, spouses, siblings

^[1] Here and further, the errors of estimation are calculated on the base of 95% confidence interval

However, the rate of irregular employment abroad has increased from 28% to 41%

4

Estimated number of people who work abroad unofficially

	Share of family members who work abroad unofficially				Number of people who work abroad unofficially			
	2006	2008	2011	2015	2006	2008	2011	2015
	%	%	%	%	N	N	N	N
Ukraine	30.1	20.6	27.6	40.5*	328 200	154 000	139 500	208 739

*Here and further the statistically significant (with probability of 95%) changes in 2015 comparing to 2011 are marked with arrows and squares.

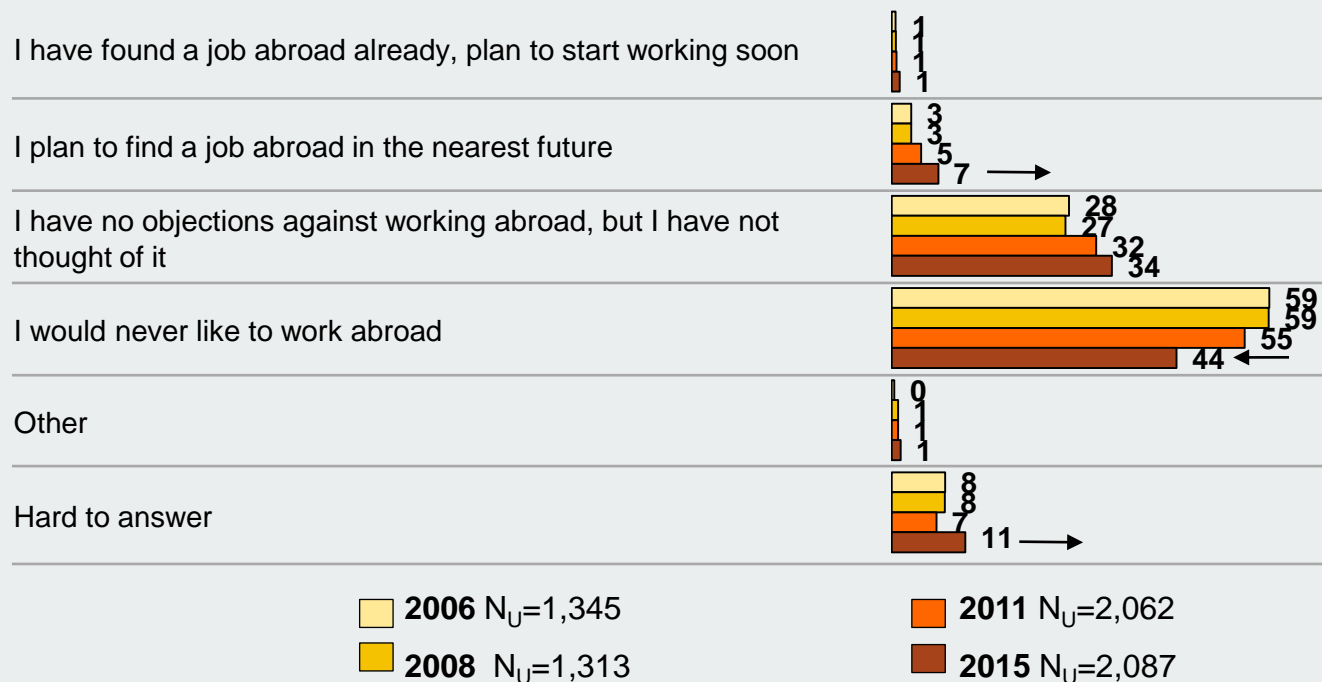
2

Willingness to migrate

In 2015 the interest in external labour migration has grown

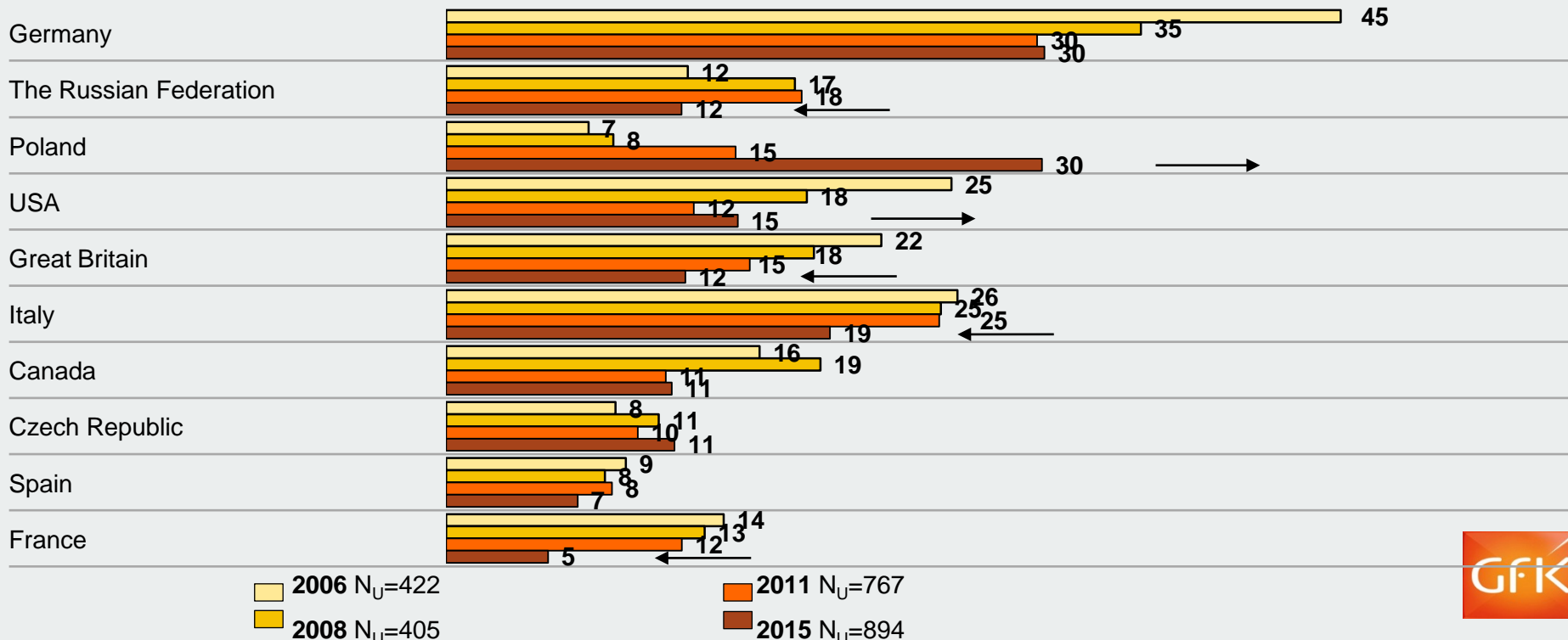
6

Interest in working abroad: (%)



Germany and Poland are the most attractive countries for potential labor migrants

Countries that are the most preferable for working abroad: (% of respondents who are ready to consider working abroad)



3

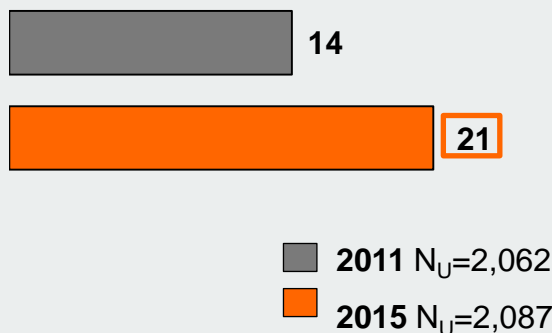
Defining vulnerable to human trafficking group

The percentage of vulnerable population has increased from 14% to 21%

Vulnerable group – persons who would agree to at least one of the risky offers regarding working abroad (answers “yes” and “most likely yes”), as follows: “If a person whom you trust offered you a highly-paid job abroad in your desired area would you agree:

- To work without official employment?
- To work in locked premises (without the right to leave your workplace)?
- To cross the border illegally?
- To work at an illegal manufacture (unregistered production)?
- To give your passport to your employer for the time of employment?

Share of vulnerable group among total population (%)



4

The prevalence of human trafficking

40 thousand - the estimated number of trafficked persons who moved abroad in 2012-2014 for labour migration or marriage. In 2009-2011 the estimated number of trafficked persons was about 17 thousand*

11

Estimates of the prevalence of all trafficking situations

Type of exploitation during trip abroad	% of extended families who suffered from one of the nine trafficking situation in 2012-2014	Estimated nr. of people who suffered from one of the nine trafficking situation in 2012-2014	
	%	N	±error
All situations	0.7**	41 063	20 971
forced labour	0.4**	26 233	17 750
sexual exploitation	0.2**	12 118	12 118
forced participation in military conflicts	0.04**	2 712	2 712
forced organ donation	0.0	0	0
forced begging	0.0	0	0

* In 2011 the situation of forced participation in military conflicts wasn't included in the questionnaire - it was included only in 2015

** The percentage of those who identified certain trafficking situation is very small, so the results could be reviewed only as approximate estimations.